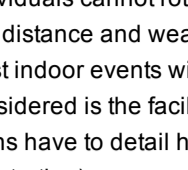




UW-MADISON EXTENSION

Sheboygan County 4-H Cloverleaf Crier
January 29, 2021

ALL CLUB AND PROJECT LEADERS, MEMBERS AND PARENTS will be able to contribute to the articles posted weekly by completing a short form and uploading their article and any photos to accompany it at https://bit.ly/2x9H4t0. SAVE THIS LINK! Articles for the current week must be submitted by Midnight on Wednesday.



Extension Guidelines for In-Person Meetings and Programs

- Here's the very least you should know:
All in-person program must have a Program Approval Checklist submitted!
These approval forms may only go to about 30 days in advance.
All in-person programs are limited to small groups of about 10 people or fewer.
Multiple small groups may meet in an outdoor location if the groups can maintain distance of 20 ft or greater
Individuals cannot rotate between small groups – but a leader or facilitator could if they maintain 10 feet distance and wear a mask.
Most indoor events will be limited to 10 people maximum. An event with more people might be considered if the facility has separate rooms for each group of 10 or fewer.
Plans have to detail how the group plans to avoid congregated spaces (like restrooms and registration).
Face coverings are required for all indoor programs and outdoor programs when distancing is challenging.
Here is a copy of the more detailed explanation of In-Person Extension Program Guidelines.

Sheboygan County 4-H Virtual Project Day
Saturday, March 13 ~ 9:15 am – 2:45 pm

Open to all Sheboygan County 4-H members, family members and friends, grades kindergarten & above.

Agenda

- 9:00 a.m.—General Welcome Session: Everyone to join!
9:15 a.m.—Session 1 (1 hour 25 minutes)
10:45 a.m.—Session 2 (1 hour 25 minutes)
12:15 p.m.—Lunch break
12:45 pm—Session 3 (1 hour 25 minutes)
2:25 p.m.—General Session: Wrap-up & Door prizes!

Things to Note

- Registration fee - \$10.00 for all three sessions.
Join us for one, two or three sessions—same cost.
Note recommended age/grade guidelines when choosing sessions.
All materials will be supplied (unless noted).
Parents are encouraged to attend to help your child make a project.
Cloverbud members (grades K-2) must be accompanied by an adult or older relative or friend.
Parents may also make projects if they register (fee-\$10) - note that class spaces will be filled with youth first.

Registration form fields: Name, Address, City, Zip, Grade, Phone #, E-mail, Parent/Guardian, Do you need special accommodations?, Choose 5 choices in order of preference, Title of session, 1st choice, 2nd choice, 3rd choice, 4th choice, 5th choice.

Project Day Form

- 1. Photography for Beginners: Learn how to take great images of objects. Learn where to focus in the image and portrait photography. Feel free to bring your camera along! Third grade and up only.
2. All About Soap Making: Learn how chemical reactions make simple ingredients into soap. Decorate your own soap with mica paint and learn about bath bombs.
3. Cake Decorating Fundamentals: Learn the basic decorating techniques to design beautiful cakes. We will use various icing tips, such as shell, drop flowers, leaves and basket weave. Bring a cake, cake dummy, or cupcakes to decorate if you like. These should be coated with a base icing. Third grade and up only.
4. Marvelous Macrame: Learn how to make this beautiful feathered leaf to use as a key fob, a zipper pull, backpack or handbag decoration, or use your new skills to make a larger version to decorate your room or your family's home.
5. Woodworking: Create a winter spinner from a pre-cut kit with the instruction of Bob the Builder from Cancer Care Fund Survivorship Workshop series. You must provide string and glue.
6. Duct Tape Rose: Make lovely roses out of duct tape. Learn how in this fun Project Day session.
7. Paper Embroidery: Embroidering on paper can be easy and versatile. Learn how to make cool designs to turn into personalized cards or to be framed as a work of art!
8. Fun with Foods: Learn how to make fruit pizza, taco dip and a yummy fruit dip. Impress your friends and family with your fantastic appetizers.

An EEO/AA employer, University of Wisconsin-Madison Division of Extension provides equal opportunities in employment and programming, including Title VI, Title IX, the Americans with Disabilities Act (ADA) and Section 504 of the Rehabilitation Act requirements.

Sheboygan County 4-H 2021 Fine Arts Festival

Spring 2021 might look different than past years, but one thing is for certain... the opportunity for our youth to shine and showcase their artistic talents will not be lost. Thanks to some great thinkers across the state and some 4-H leadership that is willing to share their work - Sheboygan County will be able to host its first ever Virtual 4-H Fine Arts Festival!

Check out all the information and materials in this years 4-H Fine Arts Festival Flyer! Then create, demonstrate and perform until your heart is content (or until March 7th)! Finally, upload your completed projects to the Online Submission Form and plan to join us on April 3rd for a final celebration of the arts in Sheboygan County!

Dog Project Update

January, 2021
We are excited to share with you that the Dog Project had their first meeting of 2021. We are moving forward in our planning for this season and are really HOPING that by spring we can begin training.



Make sure to SIGN UP for the Dog Project through the UW 4-H office. If you aren't signed up for the Project at the county level, you will not be included in official emails. All info will be sent out through email. You might want to like our FB page for reminders.


CLOVERBUDS

4-H Cloverbud Monthly Opportunity

One of the best changes that has come about because of our transitions to programming has been the opportunity to share programs across county lines. These opportunities include our youngest members. Sheboygan County 4-H Cloverbud Members are invited to join in monthly Cloverbud meetings hosted by Calumet County starting on Thursday, February 11, from 5:00-6:00 pm. Cloverbud Project Meetings will take place on the second Thursday of each month 5:00-6:00 pm and will start out virtually using Zoom until the meetings can safely transition to in-person meetings. To register go to: https://forms.gle/rjyhzbXfS8aPqM7. You may also sign up your Cloverbud to receive supplies for the monthly meetings for a cost of \$17.00 by writing a check out to the Calumet County 4-H Leaders Council and mailing to 206 Court Street, Chilton, WI 53014.

4-H Wildlife and Forestry Resources

Wildlife WHEP Wisconsin 4-H Wisconsin 4-H Forestry
Email: washingtonco4hshootingnsports@gmail.com
Website: http://fyi.uw.edu/whepw4h/
Email: nbvogersl@gmail.com

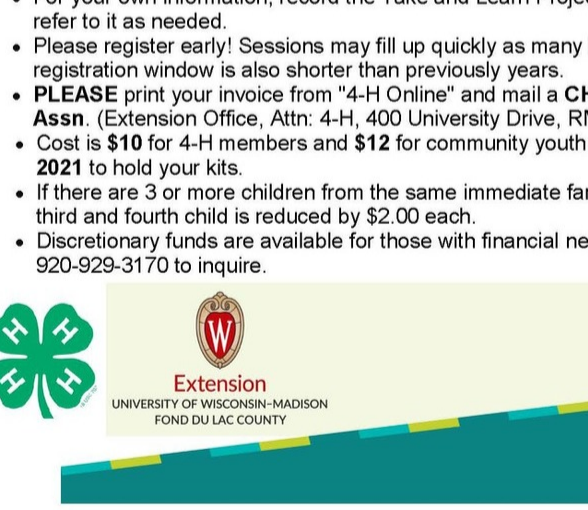


Very special 4-H Volunteers from Washington County take good care of our members and providing opportunities for their interested in Wildlife Habitat Education Program and Wisconsin Forestry areas. Check out the latest happenings on their website at https://fyi.extension.wisc.edu/whepw4h/. Their latest February 2021 Newsletter with articles related to ice fishing, 4-H literature, and an opportunity to showcase your Wildlife and Forestry Art! Share with your "Friends" - The Winter Wildlife WHEP & Forestry 4-H Art Contest is right around the corner. Check out the 18 different classes and find your favorite three entries. You will compete in your own grade division. Attached is a copy of the registration form. Mail in your registration form with fees and you will receive a contest submission form BY FEBRUARY 15th! After receiving the submission form by email, follow the instructions and email the completed form to us. Good Luck.

4-H Wildlife and Forestry Resources and Art Contest

Wildlife WHEP Wisconsin 4-H Wisconsin 4-H Forestry
Email: washingtonco4hshootingnsports@gmail.com
Website: http://fyi.uw.edu/whepw4h/
Email: nbvogersl@gmail.com

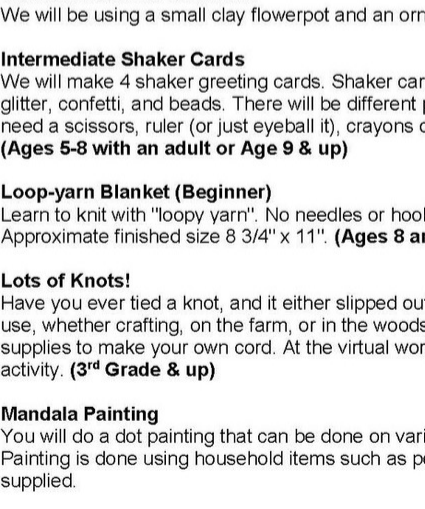
Very special 4-H Volunteers from Washington County take good care of our members and providing opportunities for their interested in Wildlife Habitat Education Program and Wisconsin Forestry areas. Check out the latest happenings on their website at https://fyi.extension.wisc.edu/whepw4h/. Their latest February 2021 Newsletter with articles related to ice fishing, 4-H literature, and an opportunity to showcase your Wildlife and Forestry Art! Share with your "Friends" - The Winter Wildlife WHEP & Forestry 4-H Art Contest is right around the corner. Check out the 18 different classes and find your favorite three entries. You will compete in your own grade division. Attached is a copy of the registration form. Mail in your registration form with fees and you will receive a contest submission form BY FEBRUARY 15th! After receiving the submission form by email, follow the instructions and email the completed form to us. Good Luck.



Sheridan Seeking Bicycle Donation

My name is Amy Buffington and I am the principal at Sheridan Elementary School. I wanted to connect with you because our school recently lost our custodian who was the heart of our school community to COVID and we wanted to plan an annual way to remember him. As he was an avid motorcyclist who adored his grandchildren we thought securing two bicycles to be drawn as prizes at the final assembly of the school year in his memory would be a wonderful token to him. I was wondering if the Sheboygan County 4-H Program would be willing to partner with us? Our school is 96% free and reduced lunch, so our students would greatly benefit from the opportunity to win a new bicycle. We are willing to contribute toward making this possible as is our custodian's family.

Thank you so much! I look forward to hearing from you. Please contact me at sbuffington@sasd.net if you are interested or have any questions.



Animal Science Education Programs

WYLP - Animal Science Educational Programs
The Wisconsin Youth Livestock Program (WYLP), affiliated with the UW Madison Department of Animal & Dairy Sciences, College of Agricultural & Life Sciences, and the Division of Extension are excited to offer these educational programs for the winter/spring of 2020-2021. These activities are an opportunity for youth and adults to create awareness and increase skills in the animal sciences.

February 11, 2021, 7 p.m. CST - Virtual
Feeding & caring for Swine without Ractopamine - Join this session to gain perspective on how Ractopamine can be managed in your swine project; cleaning facilities, alternative feeding opportunities, knowledge of show policy.
Speakers: Dr. Steve Moeller, Ohio State University and Dr. Joel DeRouchey, Kansas State University
Register for this event

March 11, 2021, 7 p.m. CST - Virtual
Lamb Live & Carcass Evaluation; Lamb Culinary products - We will pre-record the live lamb evaluation and review those same lamb carcasses in the NEW Meat Science & Animal Biologics Building. We will fabricate the carcasses into cuts and other products.
Speakers: Todd Taylor, Bernie O'Rourke, and Jeff Sindelar, UW Madison Animal & Dairy Sciences. Cody Hiemke, Niman Ranch Lamb Program Manager
Register for this event

April 8, 2021, 7 p.m. CST - Virtual
Artificial Intelligence in Animal Sciences - We can't wait to share some of this technology currently being done at the University of Wisconsin - Madison, Animal & Dairy Sciences Department, that helps predict livestock traits in livestock production systems by using the technology of cameras and sensors.
Speakers: Dr. Guilherme J.M. Rosa and Dr. Joao Dorea, UW Madison Animal & Dairy Sciences
Register for this event

May 13, 2021, 7 p.m. CST - Virtual
Meat Science Cookery - It should be spring/summer in Wisconsin, and looking forward to firing up the grill to make brats, burgers, and other products.
Speakers: TBA
Register for this event

You're invited! Family Learning Day
This event is open to the public.
4-H and other community youth are invited to register for Family Learning Day Take and Learn Kits. These kits will be available to pick up at UW Oshkosh-Fond du Lac Campus. Learn a new skill or gain fresh ideas. Learn from the comfort of your own home. Cost is \$10 for 4-H members and \$12 for community youth whether you choose 1, 2, or 3 project kits.

4-H Members & Community Members Register Online: 4HOnline.com
Need help with Registration: call 920-929-3170
Take and Learn Project Kits will be available to be picked up on Sunday, March 7 at the Extension Office. More details will be sent out after registration closes.
\*Pick Up Date Sunday March 7, 2021

Take and Learn Project Kits Offered

10 Minute Table Runner
Kit will contain material to make two table runners. You will learn how to make an easy table runner. You will be using a sewing machine to sew together a table runner. (Ages 8 & up)
Presenter: Cindy Heuer

Aluminum Shine
Create a completed project in a frame, using markers and aluminum foil. Has an element of surprise for the artist, turns out every time.
Presenters: JoAnn Critchley & Yvonne Tackes

Beginning Cake Decorating
Learn how to decorate cookies, cupcakes, and cakes with these basic tools: #2(1star tip), #5(round tip), disposable frosting bags, and practice sheet. A video demonstrating simple techniques will be made. (Grade 3 & up)
Presenters: Deb Senn and Deb & Diane Meister

Cardboard Launcher
Extra cardboard boxes lying around? Learn how to create a fun game with just a few household items.
Presenter: Katie Gindt

CD Animal Crafts
We will turn old CDs into adorable animals, while learning some animal facts.
Presenter: Ann Kaiser

Clotheshpin Wreath Photo Holder
Display your photos or other items on a customized wreath using items from around the house. A fun gift idea to hang almost anywhere.
Presenter: Katie Gindt

Designer Pillowcase
Make a decorative pillowcase using 3 pieces of fabric. (Age 9 & up)
Presenter: Cindy Heuer

Flower Pot Bunny
Perch a bunny figure in a clay flowerpot. Decorate with paint and flowers and use as an Easter decoration.
Presenters: Lorna Bock

Fun with Fondant
Learn how to decorate cupcakes and cakes with delicious fondant. Recipes, tips, and a fondant rolling pin will be included in the kit. A video will demonstrate techniques. (3rd Grade & up)
Presenters: Deb Senn and Deb & Diane Meister

Gallery Glass Ornament
Make a design or pattern on an ornament using gallery glass and modge podge. End product is a keepsake or the artist may choose to give it as a gift.
Presenters: JoAnn Critchley & Yvonne Tackes

Gumball Machine Ornament
We will be using a small clay flowerpot and an ornament with sprinkles to make a gumball machine. (Ages 4-12)
Presenter: Katie Schumacher

Intermediate Shaker Cards
We will make 4 shaker greeting cards. Shaker cards are 3-dimensional and include things in the shaker box like sequins, glitter, confetti, and beads. There will be different paper shapes (such as sunglasses) to create a very unique card. You will need a scissors, ruler (or just eyeball it), crayons or markers, and a glue stick or tape runner. (Ages 5-8 with an adult or Age 9 & up)
Presenter: Jennifer Niemczyk

Loop-yarn Blanket (Beginner)
Learn to knit with "loopy yarn". No needles or hooks required! Finger knit a small, super soft blanket fit for a small doll. Approximate finished size 8 3/4" x 11". (Ages 8 and up)
Presenter: Jennifer Ladwig

Lots of Knots!
Have you ever tied a knot, and it either slipped out too soon or wouldn't untie? Learn some of the best knots for everyday use, whether crafting, on the farm, or in the woods. This kit includes instructions and lengths of cord for practice, and supplies to make your own cord. At the virtual workshop, we will learn about knot history, terminology, and uses, plus a tying activity. (3rd Grade & up)
Presenter: Micah Steg

Mandala Painting
You will do a dot painting that can be done on various surfaces such as cardstock, stones, glass, and canvas board. Painting is done using household items such as pencil eraser tops, chapstick caps, toothpicks, and Q-tips. Paint will be supplied.
Presenter: Tina Engelhardt

Mushroom Clay Pots
Create a mushroom using a clay pot and base.
Presenter: Cindy Holzman

Sharpie Mug Art
Create your own design on a mug using sharpies and an oven. You will be able to use and wash the mug to reuse again. Adults will need to help with the oven part for safety of youth. (Ages 12 & up)
Presenters: McKinley & Brooklyn Krueger

Simple Sewing Machine Quilted Coaster
Rings on your furniture? Make a quilted "mug rug"! Sewing machine and thread not included in kit.
Presenter: Katie Gindt

Simple Shaker Cards
We will make 4 simple shaker greeting cards using 2 different techniques. Shaker cards are 3-dimensional and include things in the shaker box like sequins, glitter, confetti, and beads. There will be different paper shapes (such as sunglasses) to create a very unique card. You will need a scissors, ruler (or just eyeball it), crayons or markers, and a glue stick or tape runner. (Ages 5-8 with an adult or Age 9 & up)
Presenters: Jennifer Niemczyk

Snow Owls
Make a cute little snow owl using a pinecone. We will use simple supplies to make this cute creation.
Presenters: McKinley & Brooklyn Krueger

Washcloth Bunnies
Learn to roll a washcloth into a bunny shape - decorate and use as an Easter decoration or as a too too bunny.
Presenter: Lorna Bock

Woodworking: Wooden Stool
You will be assembling a wooden stool - like a step stool or footstool. Approximately 9" high and 12" wide.
Presenters: Dwight Paulin & Don Chapla

QUESTIONS? CONTACT...

Sarah Tarjesson: 4-H Youth Development Educator
sarah.tarjesson@wisc.edu
Phone: 920-459-5915

Nancy Brown: Support Staff
nancy.brown@wisc.edu
Phone: 920-459-5903

Tammy Zorn: Support Staff
tammy.zorn@wisc.edu
Phone: 920-459-5904

An EEO/AA employer, University of Wisconsin-Madison Division of Extension provides equal opportunities in employment and programming, including Title VI, Title IX, the Americans with Disabilities Act (ADA) and Section 504 of the Rehabilitation Act requirements.

Share this email:

Manage your preferences | Opt out using TrueRemove™
Got this as a forward? Sign up to receive our future emails.
View this email online.

5 University Drive
Sheboygan, WI 53081 US

This email was sent to:
To continue receiving our emails, add us to your address book.



Subscribe to our email list.