

Sheboygan County 4-H Project Day

Saturday, March 12 ~ 9:00 am – 12:15 pm

Open to all Sheboygan County 4-H members, family members and friends, grades kindergarten & above.
All sessions will take place at UWGB-Sheboygan Campus, 1 University Drive, Sheboygan, WI 53081

Agenda

9:00 am: General Welcome Session: Everyone to join!

9:15-10:05 am: Session 1 (50 minutes)

10:15-11:05 am: Session 2 (50 minutes)

11:15 am-12:05 pm: Session 3 (50 minutes)

12:05 pm-12:15 pm: General Session: Wrap-up & Door prizes!

Things to Note

- Registration fee is \$10.00 for all three sessions.
- Join us for one, two or three sessions. The cost is the same, regardless.
- All materials will be supplied or communicated prior to the program (unless noted).
- Cloverbud members (grades K-2) **must** be accompanied by an adult or older relative or friend.

Sessions are assigned on a “first come, first served” basis. Cost is \$10 per participant.

Registrations are due February 15, 2022—Please Register Early!

Registration can be submitted via <https://forms.gle/HrTTscNiFS725tRT6> or by completing this paper form.

Name _____

Address _____

City _____ Zip _____

Grade _____ Phone # _____ E-mail _____

Parent/Guardian _____

Do you need special accommodations? _____

Choose 5 choices in order of preference. Fill in all 5 blanks!!! Only three sessions will be assigned. Please include session number and title/description.

1st choice _____

2nd choice _____

3rd choice _____

4th choice _____

5th choice _____

Make checks to: Sheboygan County 4-H Leaders Association.

Please return form (or submit electronically) and fee of \$10.00 to:

Extension—Sheboygan County
4-H Project Day
5 University Dr.
Sheboygan, WI 53081




UW-MADISON EXTENSION

Approximately 2 weeks prior to this event you will receive confirmation of your scheduled sessions and times.

1. Wonderful Wool 1: Felted Soap Felted soap is a bar of soap that has been encased in layers of felted wool, that **helps to gently exfoliate your skin and make the soap last longer**, replacing a washcloth or loofah in the shower. Participants will make this product while learning about sheep and other wool products.



 **2. Wonderful Wool 2: Wool Dryer Ball** Participants will make an eco-friendly, natural Fabric Softener. It is Reusable, Reduces Clothing Wrinkles and Saves Drying Time. Participants will make this product while learning about sheep and other wool products.

3. Scrapbooking: This photo and pen holder is all about using scrapbooking techniques in different ways. We will be making from card stock a frame and decorating a paper cover with stickers for the can. To tie it all together we will cover pens with washi tape for the holder. Please, bring a smile and a 4x6 photo.




4. Create Your Own Bronc Halter Noseband: Join us in leather crafting your own decorative noseband. You will use leather blanks, and can choose from different stamps, embellishments, and stitch styles to make it your own!

5. Photography: Are you interested in learning more about photography? Come to this session to learn the basics of camera modes and how to take pictures. You do not have to be camera or photography expert, and you are more than welcome to bring your own cameras as we may experiment taking photos if time allows.



6. Perfect Plant People: Homemade "Chia" pets are the perfect activity for a cold or rainy afternoon. Make your own plant person from a pair of old pantyhose, a little bit of soil, and some grass seed!


7. Solar Cockroach: Build your own Solar Cockroach and watch it "dance" once completed! You'll have fun creating, and learning about solar energy, motion, and engineering at the same time!



8. Wiggle Bot: Design and build your own Wiggle Bot! You'll work with gears, blocks, batteries, wires, dowels, and motors to make it come alive! You can add markers to your bot to turn it into a Scribble Bot, or work up a design to make your Wiggle Bot move very fast! Come join in the wiggly fun!

9. Spring Tulips : Create these beautiful tulips just in time for spring! You'll be using a combination of crocheted and knitted hand stitches, and working with a knitting machine as well!



 **10. An Eggstravaganza:** Egg decorating has been a popular art form throughout history because of the attractive, smooth, oval shape of the egg, and the ancient associations with eggs as a religious and cultural symbol. Join this session to learn no less than 3 unique ways to turn your Easter egg into an art piece!

11. Beginning Cake Decorating: Learn the basics of cake decorating! Try out different tips, learn basic edge techniques, and how to make flowers. Our final project will be to frost a cupcake using a favorite technique. Please bring one container of white frosting (homemade or store-bought), a package of disposable decorating bags (found at Walmart or a craft store), and decorating tips if you have them. If not, we will have some available for use!



12. Power Packed Protein Bowl: A favorite easy combination of protein, vegetables and delicious flavors. These are flavorful, wholesome and full of color and nutrition. Each participant will walk away with three ready to eat or freeze meals and a ton of ideas about how to adapt future versions of this recipe!

13. Youth Leadership Icebreakers: Everywhere you go in 4-H there are new people to meet and new friends to make. Learn as many new icebreakers to share with your club or projects as we can cram into 50 minutes. Sure to include laughs and new friendships.



14. Canvas Painting: Work alongside other members with the leadership of an exceptional painter to create your own step-by-step masterpiece. Your painting may resemble others but it will have your own unique touches.

15. Flower Arrangements: In this session, youth will learn about flowers by partnering with adults to plan and create flower arrangements and floral crafts.

